



YOUR VOTE. YOUR VOICE. YOUR COOPERATIVE.

By Kurt Harris, General Manager

Planning for the 85th Annual Meeting is underway and we hope you will join us April 29. This meeting is an important event for the cooperative. Members will hear reports from the board, staff, and a guest speaker from Dairyland Power Cooperative, our wholesale power provider.

The annual meeting is a great opportunity for us to hear from you. This is also your chance to take part in the democratic process of your cooperative. One advantage of being a member of Jump River Electric Cooperative is that each membership has a vote in the annual Board of Directors' election and on any proposed bylaw amendments.

Members will be able to attend the annual meeting in-person at either the Ladysmith headquarters (new location) or the Hayward office. Registration will begin at 9:30 a.m., with the business meeting to start at 10 a.m. Members at both locations will be able to participate in all aspects of the meeting, from voting to winning prizes. Members in attendance at either location will receive door prizes and a \$25 energy credit.

If you plan on attending this meeting, please email us at jrec@jrec.com or call us at 715-532-5524. This will help us make sure we have adequate seating for all members in attendance.

We encourage all members to get involved and join us at the annual meeting. You do have a say and your opinion really does make a difference.

Your Vote Counts!

Members will have the opportunity to vote on district 3, 4, and 9 director elections and on proposed bylaw amendments. Members can vote one of three ways, with one vote per membership.

Members can cast their vote by absentee ballot, electronic ballot, or in-person at the Annual Meeting. It's as easy as 1, 2, 3...

1. Absentee ballots will be provided in the April issue of this magazine.
2. Members wishing to vote electronically can cast a web ballot online through SmartHub (an online account portal). If you do not have a SmartHub account, go to jrec.com/smarthub-how for directions.
3. Members who attend the 85th Annual Meeting in-person and have not cast a ballot will receive a meeting-day ballot that can be cast prior to the start of the business meeting.



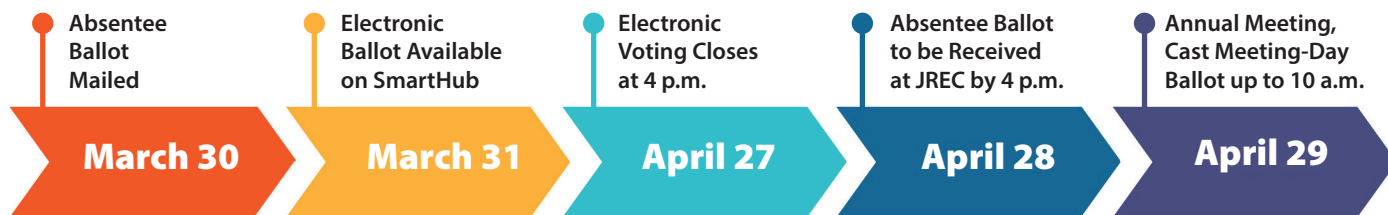
Complete details on this election, proposed bylaw resolution(s), and the annual meeting will be in the April issue of this magazine and online at jrec.com/events after March 16.

Policy Updates

All policies that guide the cooperative can be found online at jrec.com/bylaws-policies. These policies are separated into three categories: Cooperative, Director, and Member. Management and the board review and update policies as needed.

A price list was created to help members find fees associated with transferring, creating, or upgrading services as well as deposits and other general fees. These fees can now be found all in one place rather than being scattered throughout multiple policies. Go to jrec.com/bylaws-policies to review our current policies and find this price list.

TIMELINE FOR VOTING ON DIRECTOR ELECTION & PROPOSED RESOLUTIONS



Welcome, Spring!

Willie Wiredhand reminds us:

Trees beautify our neighborhoods, our homes, and when planted in the right spot, can even help lower energy bills. However, the wrong tree in the wrong place can be a hazard.

As you plan your tree and landscape plantings, consider that trees and shrubs need space to grow both above and below ground. Reduce fire hazards, power outages, and the need for frequent pruning with proper selection and planting of trees near utilities. You can find

more on how to plant the right tree in the right place at jrec.com/row-maintenance.

Remember to also call Diggers Hotline (dial 811) at least 72 hours before you begin any digging project.



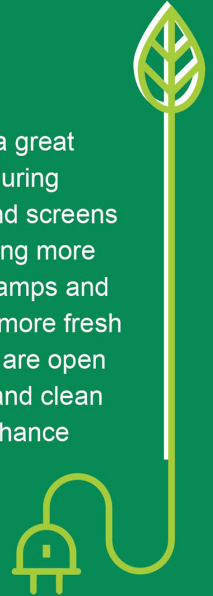
Plant the right tree in the right place.
Don't plant trees under power lines.
Call 811 before you dig.



Energy Efficiency Tip of the Month

Washing windows and screens is a great way to practice energy efficiency during spring cleaning. Clean windows and screens make your home brighter by allowing more sunlight in, reducing the need for lamps and fixtures. Clean screens also allow more fresh air in the home when the windows are open to recycle indoor air. Natural light and clean air are energy savers, and they enhance overall health and productivity.

Source: energy.gov



Spring Clean Up

Are your electric bills a mess? Clean them up by setting up recurring and stored payments through SmartHub. While you're there, check out the other great benefits SmartHub has to offer:

- Communicate directly with the co-op
- Pay your bill online
- Manage your account
- Sign up for paperless billing
- Check your usage

Questions? Call,
click or visit JREC
at 715-532-5524 or
jrec.com.



WHY WE TRIM TREES

The majority of power outages are caused by tree-related issues. It is our job to ensure trees, branches, and limbs are a safe distance from power lines to avoid fire hazards and power interruptions.



Safety Tip

Do not trim trees/branches within 10 feet of a power line or pole. Only certified line clearance tree trimmers are authorized to trim near power lines.



Safe
Electricity.org



BEFORE YOU SAY YES...

Check with JREC first

Please contact Jump River Electric Cooperative BEFORE you invest in an electric vehicle (EV) charger, generator, solar system, and if you are considering upgrading or installing a new electrical service this year. This is why:

EV Charger

We sell EV chargers and can give you an off-peak charging rate and a rebate on chargers that qualify for our off-peak program. We will review service size requirements, what you will need to do before purchasing an EV charger, and how we can help you save money.



Making simple upgrades to improve your home's efficiency and changing your habits are the most affordable, practical first steps that you should take. Solar systems should be sized to offset your energy consumption or usage. Reducing your consumption will also reduce the solar system size needed, saving you more money.

JREC must approve all applications for grid interconnection, so it's important that you contact us as early in the process as possible. Be sure you know the facts before signing a contract. Go to jrec.com/distributed-generation for a list of questions to ask a solar

vendor and the top 10 things you should consider before installing a distributed generation system.

Electric Service Construction

Call now if you are considering installing a new electrical service or upgrading your current system. Adequate lead time will help make sure that we're ready when you are this spring or summer. Refer to the "New Electric Service Checklist" at jrec.com/new-construction for what is needed before we can install your electric service.




Generator

There are so many different generators on the market. We have a quick guide that can help you determine your backup power needs so you can select the right size. We can also provide you with safety guidelines you will want to consider. Improperly installed generators can create backfeed, which is dangerous to our crews and the community. If you already have a generator, please contact us so we can add this information to your account.

Solar Projects

With the current increase in federal tax credits for solar energy projects, you will see, hear, and read more advertisements from solar companies soliciting you to consider their services. Before considering a solar project, you should determine if there are ways to reduce your energy consumption with low-cost options first, i.e. install new insulation, seal air leaks, replace old appliances, or do an energy audit. Rebates are available through our Energy Sense program to help cover some of this expense.



NEW PHOTO CONTEST

Beauty through your lens

We're, once again, looking for pictures that represent the beauty of where we live—rural Wisconsin. These pictures must be digital, in a high-resolution format (300 dpi), and taken within the JREC service territory. Photos may be used for our 2024 calendar and in future cooperative publications or online at jrec.com.

Go to jrec.com/photo_contest for the contest guidelines and consent form. Please email your digital images (up to three photos) and consent form to dzimmer@jrec.com by May 19, 2023.

Prizes will be awarded for the best pictures. An energy credit of \$50 for first place, \$30 for second, and \$20 for third will be awarded for this contest.

"The earth is art, the photographer is only a witness."

— Yann Arthus-Bertrand



NEW YEAR BRINGS NEW PRICING FOR

EvergreenSM

A GREEN POWER PROGRAM

Beginning Jan. 1, 2023, Jump River Electric Cooperative's Evergreen program will offer updated pricing for members of \$0.50 per 100 kilowatt-hour (kWh) block. Blocks were previously \$1.50 per 100 kWh block.

What is Evergreen?

Evergreen is an opportunity for electric cooperative members to voluntarily contribute to the increased use of renewable energy sources. Private ownership of renewable energy does not work for everyone. A member's property may not support it, or the upfront costs and maintenance may be too great. Evergreen is an easy way for any cooperative member to do their part to "be green." Participation in Evergreen is separate from any federal or state requirements. For more information or to sign-up for this program, go to jrec.com/evergreen-program or call our office at 715-532-5524.

CHECK YOUR SUMP PUMP

Before the snow melts this spring

Like electricity, it is easy to not think about a sump pump until it doesn't work. As the snow is melting and we enter the season of spring showers, you will want to take a few minutes to test and inspect your sump pump to make sure it's ready for the wet weather ahead.

First, remove the sump lid and check for debris and worn parts. Debris should be removed to prevent the pump from blocking the drain lines. If you notice rotten, moldy smells or rust on the pump, it may be time to replace the pump. Pumps last, on average, seven to 10 years.

Next, make sure your sump pump is plugged in to a GFCI (ground fault circuit interrupter) outlet for safety. It may seem silly, and the sump pump may be located where no one should be messing with it, but stranger things have happened. It never hurts to check just to be sure.

To test a sump pump, slowly pour a bucket of water into the sump. If the pump doesn't automatically kick on once the water hits a certain level, the pump may be broken. Check the breaker for the outlet. Otherwise, a licensed plumber can help repair or replace the pump.

Sump pumps should have a battery back-up that will kick in if the power goes out. It is important to check the battery once or twice a year to make sure it's in good shape.

Please check with a local plumber if you have other questions or concerns regarding your sump pump...before the snow melts. (Source: North Dakota State University Extension)



A sump pump is your first line of defense
in protecting the foundation and structural
integrity of the house.

1102 West 9th Street North • P.O. Box 99, Ladysmith, WI 54848
715-532-5524 (Ladysmith); 715-634-4575 (Hayward) • www.jrec.com

After-hour emergency service, call 866-273-5111

Pay by Phone: 888-255-6489


Find us on Facebook 

Denise Zimmer, Editor



**Jump River Electric
Cooperative, Inc.**

Since 1938

Your Touchstone Energy® Cooperative 

JREC is an equal opportunity provider and employer.

Daylight Saving Time Begins March 12